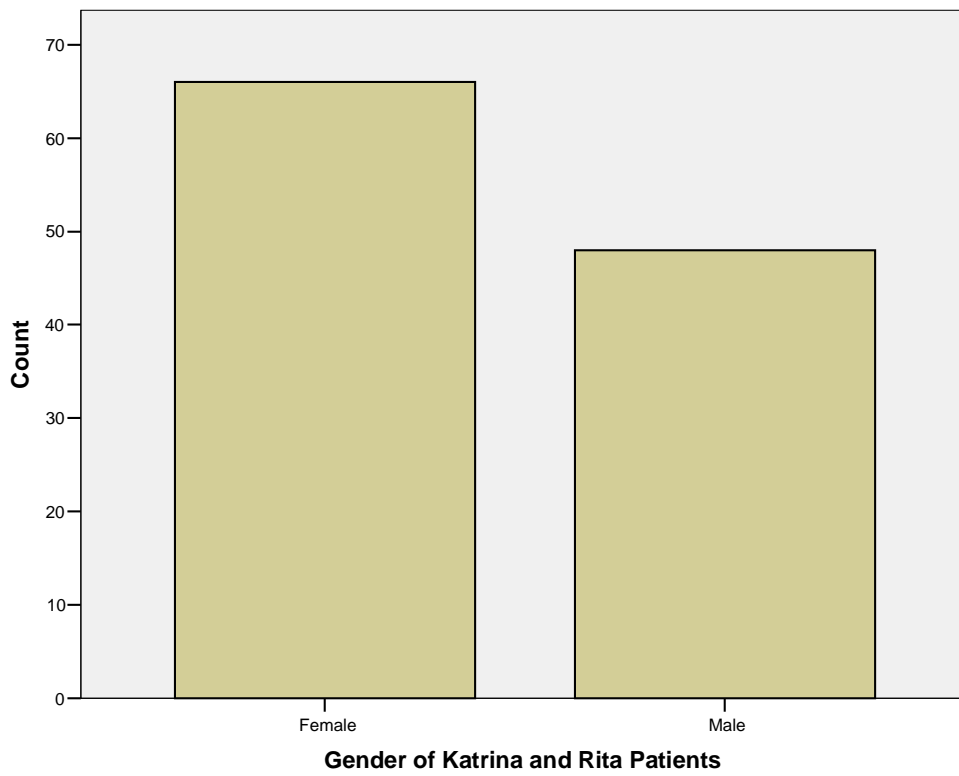
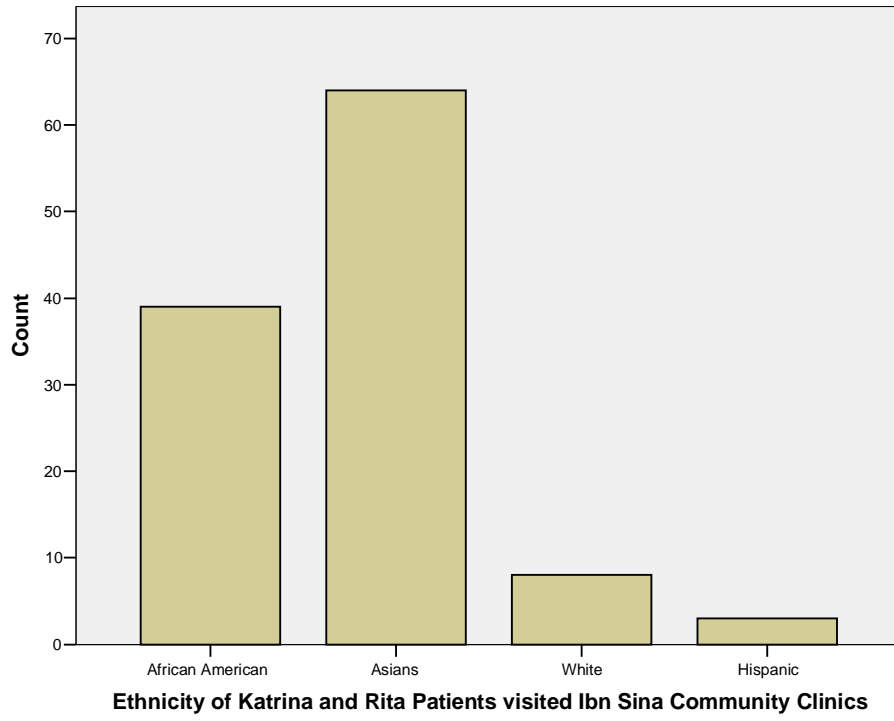
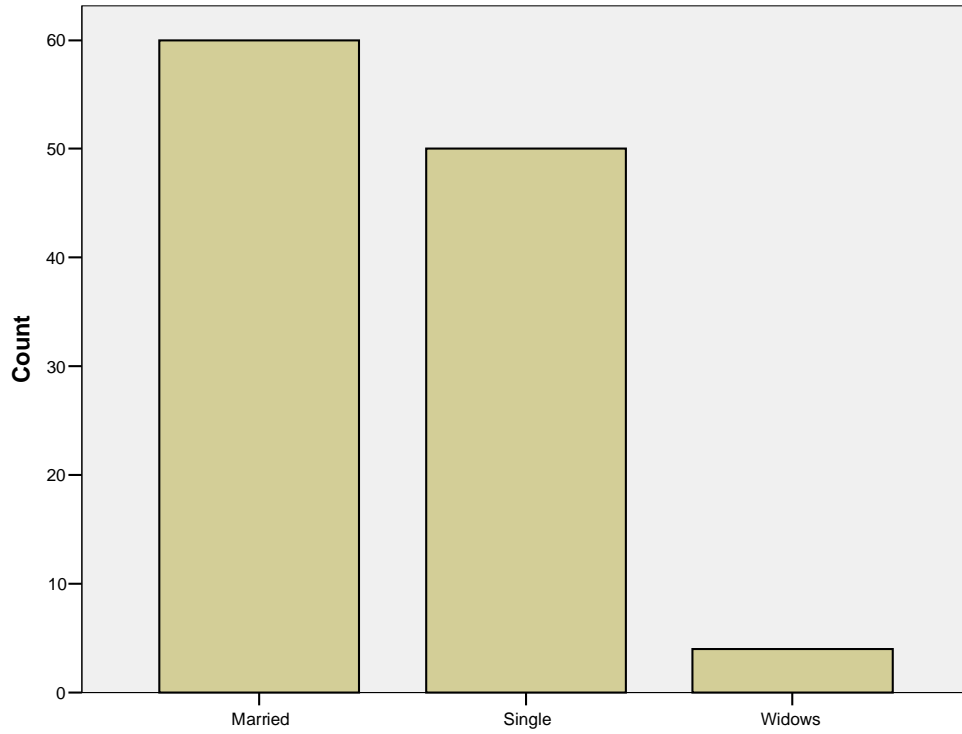


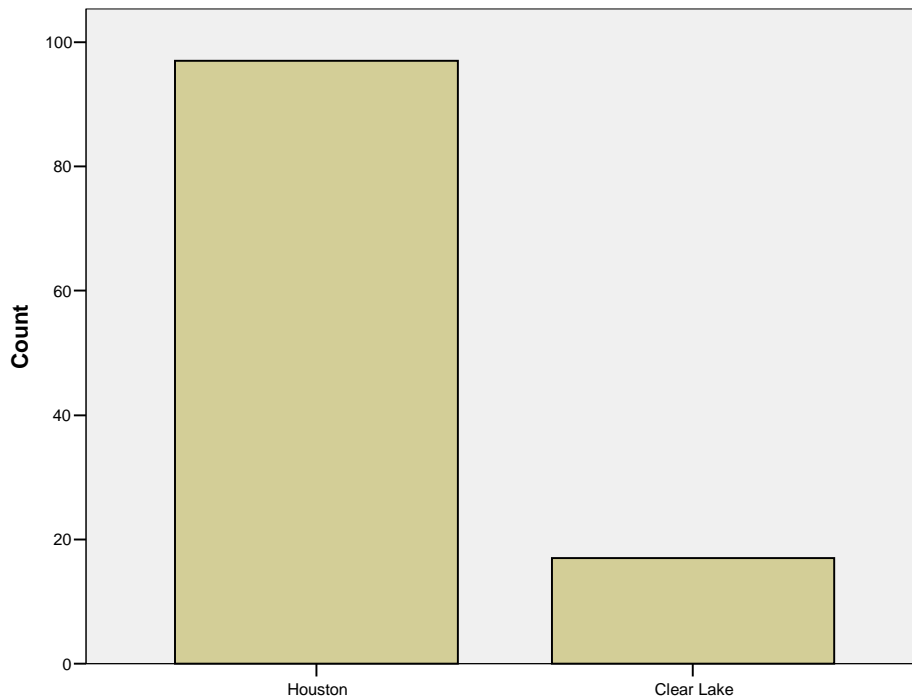
Zip Codes of Katrina and Rita Patients

		Frequency	Percent	Valid Percent	Cumulative Percent
Valid	39520	2	1.4	1.8	1.8
	70002	4	2.9	3.5	5.3
	70003	10	7.2	8.8	14.0
	70006	2	1.4	1.8	15.8
	70037	3	2.2	2.6	18.4
	70043	10	7.2	8.8	27.2
	70058	3	2.2	2.6	29.8
	70062	1	.7	.9	30.7
	70065	9	6.5	7.9	38.6
	70112	2	1.4	1.8	40.4
	70117	8	5.8	7.0	47.4
	70121	2	1.4	1.8	49.1
	70122	2	1.4	1.8	50.9
	70125	5	3.6	4.4	55.3
	70126	5	3.6	4.4	59.6
	70129	2	1.4	1.8	61.4
	70131	4	2.9	3.5	64.9
	75951	2	1.4	1.8	66.7
	77036	1	.7	.9	67.5
	77037	2	1.4	1.8	69.3
	77043	1	.7	.9	70.2
	77058	1	.7	.9	71.1
	77062	6	4.3	5.3	76.3
	77459	1	.7	.9	77.2
	77462	2	1.4	1.8	78.9
	77598	1	.7	.9	79.8
	77630	2	1.4	1.8	81.6
	77632	2	1.4	1.8	83.3
	77642	19	13.8	16.7	100.0
	Total	114	82.6	100.0	
Missing	System	24	17.4		
Total		138	100.0		

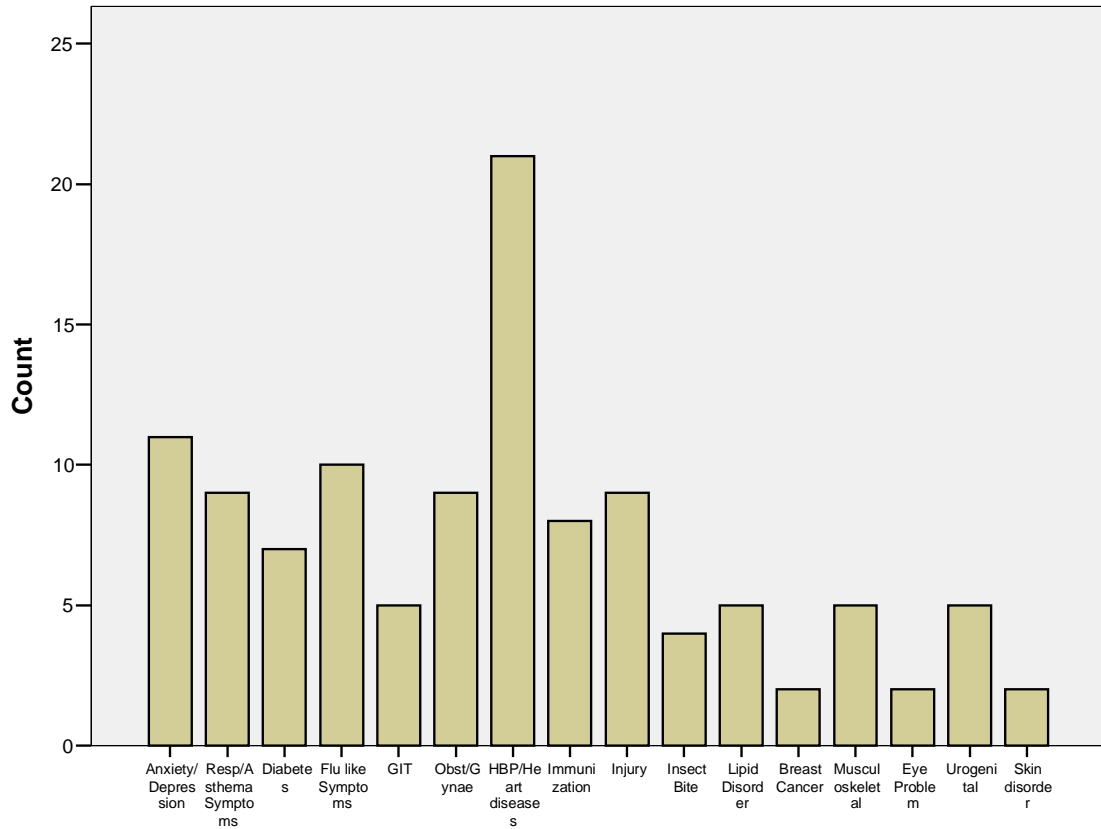




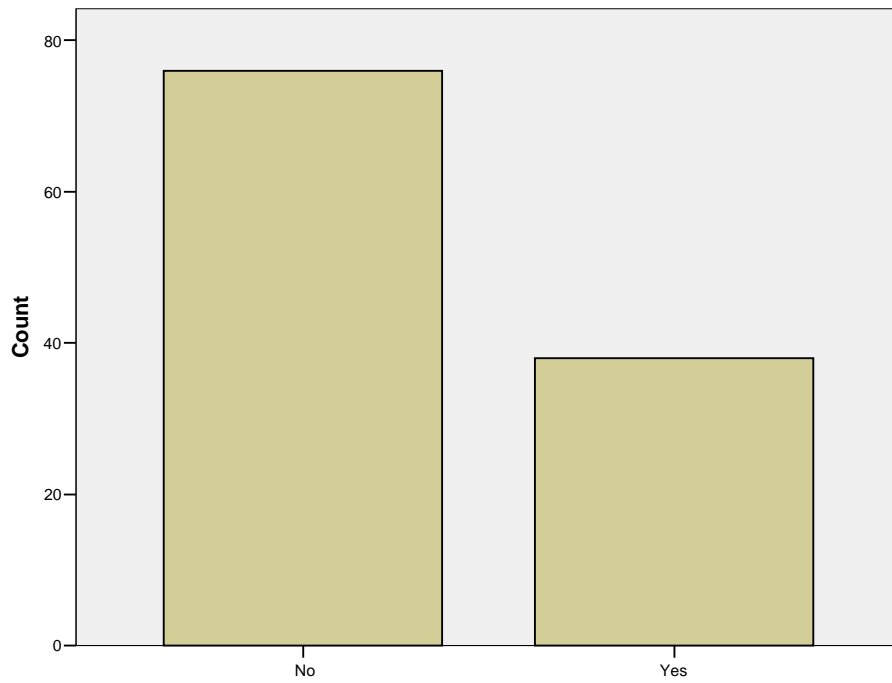
Marital Status of Katrina and Rita Patients



Ibn Sina Community Clinics where Katrina & Rita Patients Visited



Type of Medical Problem in Katrina & Rita Patients Reported



Laboratory Investigations Required for Katrina & Rita Patients

